

# LEARNING ENGLISH IS FUN 7-8 ans

Développée par d'anciens animateurs du camp et par des enseignants chevronnés, la méthode d'enseignement de l'anglais est axée sur le jeu et l'expression verbale.

Dans la méthode pour les 7-8 ans tous les apprentissages seront sous formes de jeux et d'activités. Que de plaisir !

## SITE

Le camp se déroule sur l'un de nos cinq sites de camp d'anglais. Tout dépend de votre choix lors de l'inscription.

## MATÉRIEL

Le matériel d'apprentissage est fourni par le camp

En partenariat avec  
La COMMISSION SCOLAIRE  
DES NAVIGATEURS

## PROGRAMME et OBJECTIFS

L'expertise développée par notre camp nous a permis de fixer deux objectifs :

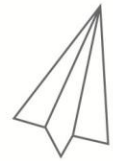
- Le plaisir : afin d'avoir le goût d'apprendre l'anglais et d'essayer de le parler.
- L'apprentissage : contrairement aux autres types de camps, il est difficile de quantifier cet objectif dans un court séjour de deux semaines.

Évidemment, les apprentissages varient selon le niveau d'anglais du participant, son implication dans le camp et le suivi à la maison (émissions de télévision, parents, etc.).

Chaque jour, les jeunes vont voir différents thème qui les feront pratiquer des mots de vocabulaire en anglais.

# 7-8 WEEKS

## DAY 1 to 3



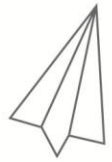
<b>DAY 1</b>	Children must learn to introduce themselves and meet the group. Children learn to make basic demands and respond to basic orders.
<b>Example Day 1</b>	<i>I am... year's old/Hi /Hello/ Yes No /Please? /Can I eat? /Goodbye! /Bye! Bye! /Thanks! Stand Up! Sit down! Look! Listen! - Line Up!</i>

<b>DAY 2</b>	Children learn the names of the basic colours and shapes Children learn the basic grammatical form adjective + noun (e.g. Red circle)
<b>Example Day 2</b>	<i>Red / Yellow/Green/Blue etc... Circle / Rectangle /Triangle Name the color or the Shape</i>

<b>DAY 3</b>	Children will learn numbers up to 20 and learn how to pronounce "teens". Children will work on logical/mathematical skills as they count up (2, 4, 6, 8, 10...)
<b>Example Day 3</b>	<i>From zero to thirty. (zero, one, two, three, ...eleven) Let's count! /What number? / It's number!</i>

# 7-8 WEEKS

## DAY 4 to 7



<b>DAY 4</b>	Children will be introduced to and learn the names of basic body parts. Children will learn to talk about their own bodies.
<b>Example Day 4</b>	<i>Head /Shoulder / Knee etc... Hands up ! Touch your ___ I have a ___ !</i>

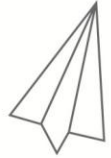
<b>DAY 5</b>	Children review all the key words and expressions through meaningful games
--------------	--

<b>DAY 6</b>	Children will be introduced to insect/animal/related vocabulary words Children will have to name and be able to recognized specific animals.
<b>Example Day 6</b>	<i>Butterfly, Ant, Lizard, Worm, Snake etc... I like / I don't like /What is that? / What is your favorite? /Do you have a pet?</i>

<b>Day 7</b>	To familiarize the kids with some sports and actions through practice The kids will have to be able to recognize and mime different sports and actions
<b>Example Day 7</b>	<i>Basketball, soccer, hockey, football Jump, dance, run. walk, throw, kick, catch Catch the ball / Make me a pass/Pass me the/I win/</i>

# 7-8 WEEKS

## DAY 8 to 10



<b>DAY 8</b>	To have children learn names of clothes that go with the four seasons To be able to put the four seasons in order and to match the type of clothes
<b>Example DAY 8</b>	<i>Fall ,Winter,Summer, Springs</i> <i>Im wearing...., Its Can i go drink</i>
<b>DAY 9 (Wrap-Up)</b>	Children review all the key words and expressions through meaningful games. Children demonstrate understanding through their participation in games.
<b>Example DAY 9</b>	<i>Revision of everything seen since day 1.</i>
<b>DAY 10 BIG SHOW</b>	For the final day, the children will make challenges that gather all the learning seen during the stay. There will be songs, spelling challenges, memorization challenges etc. Gathering takes place around 3:45 pm and lasts about 45 minutes